



# DELHI PUBLIC SCHOOL PARADIP REFINERY

(Under the Aegis of DPS Society, New Delhi)





## ACADEMIC SYLLABUS FOR 2026-27



### CLASS – PREP



SL. NO	MONTH	THEME	CHAPTER NAME	TOPIC/SUB-TOPIC	PEDAGOGICAL PROCESSES
01	April/ May	 Body parts/ Summer season	*Alphabet	*Alphabets "Aa to Zz" (Write letters, Missing letters Aa to Zz, write the 1st letter of the picture, complete the words).	*Identification and recognition of letters through flash cards, videos and activity time.
			*Cursive	Alphabets "Aa to Jj" (Write Letters)	*Identification and recognition of letters through flash cards, videos and activity time.
			*Phonics	*Sound drilling with correlation to words (A to Z).	*Action videos on phonics /Pronunciation of sounds.

			<p><b>*Introduction of VOWEL letters with phonics and two/ three letters blending (short sound)</b></p>	<p><b>*VOWEL- A , E, I</b> [Word formation, Picture reading, Matching, Rhyming words, Fill in the blanks ]</p>	<p><b>*Introduce the vowel (A, E, I) showing videos, using flashcards and through activity time.</b></p>
			<p><b>*Rhymes</b></p>	<p><b>* One, Two, Three, Four, Five;</b> <b>* Head, Shoulder, Knees and Toes;</b> <b>* Morning Song</b></p>	<p><b>Reciting rhymes with action using props.</b></p>
			<p><b>*Story</b></p>	<p><b>The Greedy Dog.</b></p>	<p><b>Narrating story with Action using puppets and flash cards.</b></p>
02	June	My home	<p><b>*Cursive</b></p>	<p><b>Alphabets “ Kk to Nn “(Write Letters)</b></p>	<p><b>*Identification and recognition of letters through flash cards, videos and activity time.</b></p>
			<p><b>*Introduction of VOWEL letter with phonics and two/three letters blending (short sound)</b></p>	<p><b>*VOWEL- O,U</b> [Word formation, Picture reading, Matching, Rhyming words, Fill in the blanks]</p>	<p><b>*Introduce the vowel (O,U) showing videos, using flashcards and through activity time.</b></p>
			<p><b>Rhymes</b></p>	<p><b>*My home is the Best</b> <b>*Are you Sleeping?</b></p>	<p><b>Reciting rhymes with action using Props.</b></p>
			<p><b>Story</b></p>	<p><b>*The Lion and the Mouse.</b></p>	<p><b>Narrating story with action using puppets and flash cards.</b></p>
03	July	My school/ My class	<p><b>Words with Consonant Blends</b></p>	<p><b>*Consonant - ‘sl’ , ‘st’ sound</b> [ Read Words, picture reading, Fill in the blanks]</p>	<p><b>*Introduce the Consonant blending showing videos, using flash cards and</b></p>

					through activity time.
			<b>Rhymes</b>	<b>*I Like to go to School *Over Under Bears</b>	<b>Reciting rhymes with action using props.</b>
			<b>Story</b>	<b>*The Lion and the Mouse.</b>	<b>*Listening story and comprehending / Narrating story showing puppets.</b>
04	August	Rainy season/ Nature my teacher	<b>Words with Consonant Blends</b>	<b>Consonant - 'br' , 'cr', 'fr' sound [ Read Words, picture reading, Fill in the blanks]</b>	<b>*Introduce the Consonant blending showing videos, using flash cards and through activity time.</b>
			<b>Naming Words</b>	<b>*Naming words [Identification ,read aloud, matching with pictures, finding naming words, write naming words]</b>	<b>*Explaining the concept of naming words by showing different objects, flash cards and videos.</b>
			<b>Opposite Words</b>	<b>*Opposite Words</b>	<b>*Using flash cards and Oral drilling of opposite words.</b>
			<b>Rhymes</b>	<b>*A Sailor Went to Sea, Sea, Sea *Zoom, Zoom, Zoom *Walking in the Jungle</b>	<b>Reciting rhymes with action using props.</b>
			<b>Story</b>	<b>*The Fox and the Grapes</b>	<b>*Listening story and comprehending / Narrating story showing puppets.</b>


05	September	Animals	Words with Consonant Blends	*Consonant - 'sm', 'sk' sound [ Read Words, picture reading, Fill in the blanks]	*Introduce the Consonant blending showing videos, using flash cards and through activity time.
			Action Words	*Action words [Identification ,read aloud, matching with pictures, finding Action words, write Action words]	*Explaining the concept of Action words by showing different objects, flash cards and videos.
			A / An	*Use of a / an	*Explaining the use of a / an through different examples.
			Rhymes	*Cows Give Us Milk *Insects All Around *Butterfly	Reciting rhymes with action using props.
			Story	*The Fox and the Grapes	*Listening story and comprehending / Narrating story showing puppets.
06	October	Food / Festival	Words with Consonant Blends	*Consonant - 'tr', 'gr', 'pr' sound [ Read Words, picture reading, Fill in the blanks]	*Introduce the Consonant blending showing videos, using flash cards and through activity time.
			This / That	*Use of This/ that	*Understanding the use of This / That, showing pictures and through writing.
			Describing Words	*Describing words [Identification ,read aloud,	

				matching with pictures, finding Describing words, write Describing words]	*Explaining the concept of Describing words by showing different objects, flash cards and videos.
			Rhymes	*Peas Porridge Hot *If You are Happy and You Know it	Reciting rhymes with action using props.
			Story	*Unity is Strength	*Listening story and comprehending/ Narrating story showing puppets.
07	November	Transport /Winter season	Words with Consonant Blends	*Consonant - 'cl', 'fl', 'pl', 'gl' sound [ Read Words, picture reading, Fill in the blanks]	*Introduce the Consonant blending showing videos, using flash cards and through activity time.
			These / Those	*Use of These/ Those	*Understanding the use of These / Those, showing pictures and through writing.
			Story	*Unity is Strength	*Listening story and comprehending/ Narrating story showing puppets.
			Rhymes	*I'm a Little Snowman *Red light, Red light	Reciting rhymes with action using props.
			Singular & Plural	*Singular & Plural	*Explaining the concept of one and many showing different objects, flash cards and videos.
08	December	Flowers/ Plants	Position words		

				<b>*Front and Back</b> <b>*On and Under</b> <b>*Far and Near</b> <b>*In front of and Behind</b>	<b>*Explaining about the different position of the objects with respect to another object.</b>
			<b>*Week &amp; Month</b>	<b>*Days of the week &amp; Months of the year</b>	<b>*Oral drilling of names of days of the week and months of the year.</b>
			<b>Comprehension</b>	<b>Look, read and write!</b>	<b>*Picture reading and comprehending</b>
			<b>Rhymes</b>	<b>*Christmas is Coming</b> <b>*The Little Plant</b> <b>*Plant Song</b>	<b>Reciting rhymes with action using props.</b>
			<b>Story</b>	<b>Ramu and the wolf</b>	<b>*Listening story and comprehending/ Narrating story showing puppets.</b>
			<b>Week &amp; Month</b>	<b>*Days of the week &amp; Months of the year</b>	<b>*Oral drilling of names of days of the week and months of the year.</b>
09	January	Fruits and vegetables	<b>Comprehension</b>	<b>Look, read and write!</b>	<b>*Picture reading and comprehending</b>
			<b>Sentences</b>	<b>Make Sentence after picture reading</b>	<b>Showing Pictures, Flash Cards, different puppets.</b>
			<b>Rhymes</b>	<b>*Community Helpers</b>	<b>Reciting rhymes with action using props.</b>
			<b>Story</b>	<b>Ramu and the wolf</b>	<b>Listening story and comprehending/ Narrating story showing puppets</b>
10	February	Community Helpers	REVISION	*REVISION	*REVISION



# हिंदी

SL. NO	MONTH	THEME	CHAPTER NAME	TOPIC/SUB-TOPIC	PEDAGOGICAL PROCESSES
01	April/May	Body parts/ Summer season 	मेरी पहचान	स्वयं परिचय	बच्चों द्वारा स्वयं परिचय
			ग्रीष्म ऋतु	ग्रीष्म ऋतु के फल, फूल, सब्जी और कपडे।	समूह वातालाप।
			कविता	<ul style="list-style-type: none"> <li>गर्मी आई</li> <li>प्यासा कौवा</li> </ul>	भाव एवं लय के साथ कववता पाठ।
			कहानी	* प्यासा कौआ	भाव के साथ कहानी का वर्णन किना।
			स्वर वर्ण	अ से अः तक अक्षर की पुनारावृत्ति	स्वि वर्ण का सही उच्चारण और लेखन।
			व्यंजन वर्ण	क से त्र तक अक्षरों की पहचान और लेखन	व्यंजन वर्ण का सही उच्चejण ललखने का अभ्यास किना।
02	June	My home	मेरी घर	मेरी घर का वर्णन	बच्चों के साथ उनके परिवार के सदस्यों के बारे में और परिवार के बारे में आलोचना करना
			कविता	<ul style="list-style-type: none"> <li>माँ</li> <li>मेरा घर</li> </ul>	भाव एवं लय के साथ कववता पाठ किना।
			कहानी	<ul style="list-style-type: none"> <li>प्यासा कौआ</li> </ul>	भाव के साथ कहानी का वर्णन करना।
			व्यंजन वर्ण	ट से र्तक अक्षर की पहचान और लेखन	व्यंजन वर्ण का सही उच्चारर् और लिखने का अभ्यास करना।

03	July	My school/ My class	मेरी बिद्यालय / मेरी कक्षा	*मेरी बिद्यालय का वर्णन	*बच्चों के साथ बिद्यालय के वीभीन्न स्थानों के बारे में आलोचना करना।
			कविता	<ul style="list-style-type: none"> <li>• अच्छे बच्चे</li> <li>• अखबार</li> </ul>	*भाव एवं लय के साथ कववता पाठ ।
			कहानी	<ul style="list-style-type: none"> <li>• प्यासा कौआ</li> </ul>	भाव के साथ कहानी का वर्णन करना ।
			व्यंजन बर्न	* त से श तक अक्षिों की पहचान	*व्यंजन वर्ण का सही उच्चारर् और ललखने का अभ्यास करना।
04	August	Rainy season/ Nature my teacher	वर्षा ऋतु	*वर्षा ऋतु के फल फूल, सब्जी और कपडे	*वर्षा ऋतु के बारे में बातचीत किरना ।
			कबिता	<ul style="list-style-type: none"> <li>* तितली</li> <li>* पानी</li> </ul>	*भाव एवं लय के साथ कबिता पाठ किना।
			कहानी	*कछुआ और खरगोश	भाव के साथ कहानी का वर्णन करना
05	September	Animals	शब्दावली	*जीव जंतुओं के नाम	*बच्चों को विभिन्न प्रकार के जीव-जंतुओं के नाम की जानकारी देना ।
			कविता	<ul style="list-style-type: none"> <li>* हाथी</li> <li>* बबल्ली मींसी</li> </ul>	*भाव एवं लय के साथ पाठ किरना।
			कहानी	* कछुआ और खरगोश	*भाव के साथ कहानी का वर्णन किना।
			व्यंजन वर्ण	*अ से श तक पुनरावृतत ( खाली स्थान भरो, चित्र पहचान कर पहला अक्षर का नाम लिखो, चित्र को अक्षरों के साथ मिलान करो )	*व्यंजन वर्ण का सही उच्चारर् और ललखने का अभ्यास करना।
06	October	Food/ Festival	शब्दावली	स्वस्थ भोजन और अस्वस्थ भोजन	*बच्चों को चित्र और वीडियो के जरिए स्वस्थ भोजन और और स्वस्थ

					भोजन के बारे में जानकारी देना।
			कविता	* दीपक * चिट् मिट्टू	*भाव एवं लय के साथ कविता पाठ करना ।
			कहानी	* कछुआ और खरगोश	*भाव के साथ कहानी का वर्णन करना।
			दो अक्षर वाले शब्द	* अक्षर जोड़कर लिखो	अक्षरों को जोड़कर शब्द बनाना और उनका सही उच्चारण और लेखन सिखाना ।
07	November	Transport/ Winter season	शब्दावली	यान वाहन/ शरद ऋतु	*वीडियो और फ्लैश कार्ड के जरिए बच्चों को विभिन्न प्रकार के यान वाहनों और शरद ऋतु के बारे में जानकारी देना ।
			कविता	* मेरी बस * मेरा भारत	*भाव एवं लय के साथ कविता पाठ किरना।
			कहानी	* बंदर और मगरमच्छ	*भाव के साथ कहानी का वर्णन किना।
			तीन अक्षर वाले शब्द	* अक्षर जोड़कर ललखो	*अक्षरों को जोड़कर शब्द बनाना और उनका सही उच्चारर् और लेखन लसखाना ।
08	December	Flowers/ Plants	शब्दावली	* विभिन्न फूलों और पौधे के बिभिन्न भागों के नाम	* विभिन्न प्रकार के फूलों को दिखाकर उनके बिषय में जानकारी देना । *बच्चों को पौधे दिखाकर उसके बिभिन्न अंगो की नाम बताना ।
			कविता	* आहा !टर्माटि बडे मजेदार * मैना रानी	*भाव एवं लय के साथ पाठ।

			कहानी	* बंदर और मगरमच्छ	*भाव के साथ कहानी का वर्णन।
			चार अक्षर वाले शब्द	अक्षर जोड़कर ललखो	*अक्षरों को जोड़कर शब्द बनाना और उनका सही उच्चारण और लेखन सिखाना
09	January	Fruits and vegetables / Community Helpers	शब्दावली	* विभिन्न प्रकार के फूलों और सब्जियों के नाम * सामुदायिक सहायक	*वीडियो, फ्लैश कार्ड के द्वारा फल और सब्जियों को दिखाकर उनके रंग, स्वाद और अच्छाईयों के बारे में आलोचना किना। *सामुदायिक सहायकों की पहचान करना ।
			कविता	* आर्म * भालू की शादी	*भाव एवं लय के साथ कविता पाठ।
			वाक्य गठन	*दो, तीन और चार शब्दों वाले वाक्य	*दो, तीन और चार वाले शब्दों को पढ़ना और ललखना।
10	February		अभ्यास	अभ्यास	अभ्यास



SL. NO	MONTH	THEME	CHAPTER NAME	TOPIC/ SUB- TOPIC	PEDAGOGICAL PROCESSES
01	April/May	Body parts/ Summer season	Comparison/ Pre Number concept	*Big/Small, *Long/Short, *Heavy/ light, *Thick/Thin, *Tall/Short	*Comparing objects from immediate surroundings to explain the concepts.

			<b>Numerals</b>	<p><b>*Numbers counting &amp; writing from 1 to 50.</b></p> <p><b>* Backward counting and writing from 20 to 0.</b></p> <p><b>*After, before and between number from 1 to 20.</b></p>	<p><b>Counting numbers showing flash cards, objects and own body parts.</b></p> <p><b>Numbers writing by using pencil in small square shape copy.</b></p> <p><b>*Count forwardly write after number and come to backwardly write before number</b></p>
			<b>Numbers name</b>	<ul style="list-style-type: none"> <li><b>Numbers name 1 to 10.</b></li> </ul>	<b>Children will read and spell numbers name.</b>
02	June	My home	<b>Numerals</b>	<p><b>*Numbers counting and writing from 50 to 60.</b></p> <p><b>*Backward counting and before number from 20 to 0.</b></p>	<b>*Counting numbers showing flash cards and writing numbers accordingly.</b>
			<b>Numbers Name</b>	<b>*Numbers name from 11 to 15.</b>	<b>*Children will read and spell numbers name.</b>
			<b>Comparison</b>	<p><b>*More/ Less</b></p> <p><b>*Equal to,</b></p> <p><b>*Use of &lt;, &gt; and = sign</b></p>	<b>*Comparing number of objects in both sides by using crocodile, beads ,sticks and mouth activity.</b>

03	July	My school / My class	Numerals	<p>*Numbers counting and writing from 1 to 60.</p> <p>*Backward counting and writing from 20 to 0.</p>	*Counting numbers showing flash cards and writing numbers accordingly.
			Numbers operation	<p>*After number and Between number 1 to 30.</p> <p>*Before Number 1 to 20</p>	*Count forwardly write after number and count backwardly write before Numbers.
			Numbers name	*Numbers name 16 to 20.	*Children will read and spell numbers name.
04	August	Rainy season/Nature my teacher	Numbers Name	*Write numbers name from 21 to 30.	Children will read and spell the numbers name.
			Shape	Circle and Triangle	Story on circle and triangle, real objects showing.
			Numerals	<p>Numbers counting and writing from 1 to 80.</p> <p>*Backward counting and writing from 30 to 0.</p>	*Counting and writing numbers by using number chart, Flashcard and videos
05	September	Animals	Numbers Name	*Numbers name from 31 to 40.	*Children will read and spell the numbers name.
			Numbers Operation	<p>*After number and between number from 1 to 50.</p> <p>*Before number from 1 to 30.</p>	*Count forwardly write after number, between numbers and count backwardly write before Numbers.

			<b>Shape</b>	<b>* Cone and ball</b>	<b>*Identifying and Coloring of cone and ball shapes, matching the shapes with their objects.</b>
06	October	Food / Festival	<b>Numerals</b>	<b>*Numbers counting and writing from 1 to 100.</b>	<b>*Counting and writing numbers by using number chat, Flashcard videos and copy.</b>
			<b>Numbers operation</b>	<b>*After number and between number from 1 to 50. *Before number fro1 to 40 *Backward counting from 40 to 0. *Missing numbers 1 to 30.</b>	<b>*Count forwardly write after number, between numbers and count backwardly write before Numbers.</b>
			<b>Numbers Name</b>	<b>*Read and Write numbers name from 41 to 50.</b>	<b>*Children will read and spell the numbers name.</b>
			<b>Patterns</b>	<b>*What comes next? *What is missing in the patterns?</b>	<b>*Pasting and drawing of different types of shapes to complete the pattern</b>
			<b>Shape</b>	<b>Square and Rectangle</b>	<b>*Story on square and rectangle, real objects showing. *Identifying and matching the shape with real object</b>
07	November	Transport /Winter season	<b>Sorting and grouping</b>	<b>*colour *Shape *Size</b>	<b>*sorting by colour. *Match objects by color *Setting by shape and</b>

					size.
			Numbers Name	<ul style="list-style-type: none"> <li>Read and Write numbers name from 1 to 50 (Recaptulation)</li> </ul>	*Children will read and spell the numbers name.
			Numbers operation	After number, between number and before number from 1 to 50	*Count forwardly write after number, between numbers and count backwardly write before Numbers.
			Shape	Box shape	*Story on box shape and real objects showing. *Identifying and matching the shape with real object
			Pairing of objects	Identify things that go together	Identifying and comparing with objects.
			Comparing positions	Left and right Before and after In between	Identifying and comparing the objects with their position
			Numerals	Numbers counting and writing from 1 to 100 (Recapitulation)	Counting and writing practice.
			Addition	*Count and add *Add with fingers	Adding by counting fingers.
08	December	Flowers/ Plants	Addition	*Add by counting lines. *Add by drawing lines.	Adding numbers by counting and drawing lines.
			Counting in Tens and Ones	*Counting and writing in Tens *Counting and writing in Tens and Ones.	Counting the numbers in place value.
			Numbers Name	*Read and Write numbers name 1 to 50. (Recapitulation)	*Children will read and spell the numbers name.
			Subtraction	*How many left? * Take away	*Subtract the objects and numbers by take

					away.
			<b>Skip Counting</b>	*Skip Counting in 2s *Skip Counting in 5s	*Understanding the concept of multiplication by skip counting.
			<b>Money</b>	*Money concepts	*Identification of Indian rupees by play method.
			<b>Tables</b>	<b>Multiplication table 2 and 5</b>	*Understanding the concept of multiplication by skip counting.
			<b>Ascending and descending order(1 to 10)</b>	*Ascending order-arranging number in ascending order. *Descending order-arranging number in descending order	Arranging different objects and numbers flashcard from big to small and small to big
10	February		<b>Revision</b>	<b>Revision</b>	<b>Revision</b>



SL. NO	MONTH	THEME	CHAPTER NAME	TOPIC/ SUB- TOPIC	PEDAGOGICAL PROCESSES
01	April/May	Body parts/ Summer season	<b>Myself</b>	*Self-introduction.	Say few lines about own self & Interaction with teacher.
			<b>Body parts</b>	*Names the parts of body and their importance.	<b>Exhibition corner, flash cards and video showing story on body parts.</b>
			<b>Well Being</b>	*Exercise is good for health, its need.	<b>Exhibition corner, Circle time.</b>
			<b>Summer season</b>	*Basic knowledge about Summer season.	<b>Exhibition corner, flash cards and video showing story on summer foods.</b>
02	June	My home	<b>My family</b>	*Names of family members and their importance.	<b>Role play, video showing, Circle time, dramatization &amp; riddles.</b>

			<b>Good Manners</b>	<b>*Different good manners.</b>	<b>Exhibition corner, flash cards, video showing &amp; story on different good manners.</b>
03	July	My School/My Class	<b>My School</b>	<b>*Different rooms of the school.</b>	<b>Story on my school, showing the pictures and charts. Exhibition corner and showing model of school.</b>
			<b>My Classroom</b>	<b>*Classroom manners and things present in classroom.</b>	<b>Dramatization, Video showing, Objects, Circle time and toy time.</b>
			<b>Day and Night</b>	<b>*Morning, Afternoon and, Night</b>	<b>Dramatization, Video showing, Objects, Circle time .</b>
			<b>Colours Around Us</b>	<b>*Name of different colours</b>	<b>flashcards and video showing</b>
04	August	Rainy season/Nature my teacher	<b>Place Around Us</b>	<b>*Place in our Neighbourhood</b>	<b>Exhibition corner, flashcards and video Showing. Identify and match the places to names.</b>
			<b>Cleanliness</b>	<b>*I take care of Myself, My Surrounding, Make good habits.</b>	<b>Story on how to keep our surrounding clean and myself , video showing.</b>
			<b>Water</b>	<b>*Uses, importance and source of water</b>	<b>Story on water ,Explain their needs to live.</b>
05	September	Animals	<b>Wild, pets domestic and water animal</b>	<b>*Different types of animals, their homes, sounds and babies.</b>	<b>Story on different types of animals. Exhibition corner, flashcards and video showing.</b>
06	October	Food / Festival	<b>Healthy food</b>	<b>*Healthy food and Unhealthy food. Needs and importance of food.</b>	<b>Story of food. Exhibition corner, flashcards and video showing.</b>
			<b>My Country</b>	<b>*Things that represent our country</b>	<b>Explaining we need food for doing everything.</b>
			<b>Festivals</b>	<b>*Festivals we Celebrate.</b>	<b>Explaining about the National Things in our Country</b>
					<b>Story on different festivals. Celebration of Dussehra &amp; Diwali video and flash cards showing .</b>
07	November	Transport	<b>Vehicles</b>	<b>*Land, air, water Vehicles</b>	<b>Exhibition corner, Flash cards and video</b>

		/Winter season			<b>showing.</b>
					<b>Identifying different means of transport.</b>
			<b>Winter season</b>	<b>*Basic knowledge about winter season.</b>	<b>Exhibition corner, flash cards and video showing. Identify and circle the things you will use during winter season.</b>
			<b>Save Our Planet</b>	<b>*I take care of the Earth</b>	<b>Exhibition corner, flash cards and video showing.</b>
08	December	Flowers/ Plants	<b>Plants and Trees</b>	<b>*Usefulness of tree, Save trees and parts of the plant.</b>	<b>Story on plants and importance of plants in our daily life. Identifying and Matching parts of the tree.</b>
09	January	Fruits and vegetables/ Community Helpers	<b>People Who Help Us</b>	<b>* People who help us in our daily life.</b>	<b>Dramatization, role play, flash cards and video showing. Importance of community helpers in our society</b>
10	February		<b>Revision</b>	<b>Revision</b>	<b>Revision.</b>